



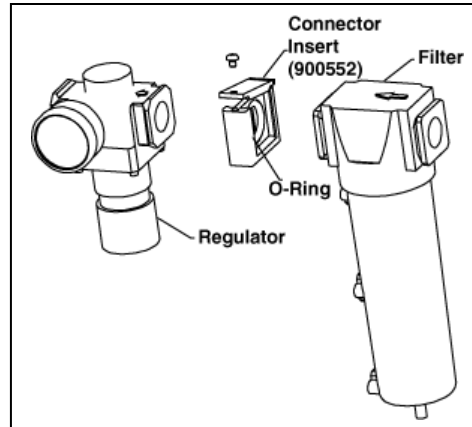


MODEL 900394 AND 900552 COUPLING KITS INSTALLATION AND MAINTENANCE

Assemble and Disassemble Units Quickly and Easily			
			
1. Grease o-ring and insert into connector block	2. Slide one side of unit into connector block	3. Slide other unit into connector block	Lock up the insert plate and simply repeat this process for linking up additional product.
			Note: Model 900394 has 2 screws to screw in. Model 900552 has 1 screw and a hinged insert plate.
To Change Units On-Line Without Disturbing Piping			
Simply unscrew lock plates and slide unit out. Reverse the procedure to install.			

The exploded view drawing illustrates the engineering uniqueness of the modular system. Components shown can be ordered as a total system, or as individual items.



Kit Description	Kit Number	Filters and Pressure Regulators	Contents
Modular Connector Insert Kit	900394	Fits auto drain filters and regulators with 1/4 NPT, 3/8 NPT and 1/2 NPT threads	Modular insert, cover plate assembly, (2) O-Rings
Modular Connector Insert Kit	900552	Fits filters and regulators with 3/4 NPT threads	Modular insert, hinged cover plate assembly, (1) O-Ring

For replacement or repair filter and regulator parts, contact EXAIR at 1-800-903-9247 or techhelp@exair.com. Call (513) 671-3322 for outside the US and Canada.

If you have any questions or problems, please contact:

Henderson Indústria e Comércio Ltda
 Av. Álvaro Guimarães 1455 Planalto - CEP: 09890-003
 São Bernardo do Campo São Paulo Brazil
 Tel: (11) 4399.2992 • Fax: (11) 4341.5535
 E-mail: Henderson@henderson.com.br